

USER MANUAL

# inDESIGN

## SM SERIES

**SM50:** IP65 RATED SURFACE MOUNT SPEAKER



### CONTENTS

INTRODUCTION	2
IMPORTANT SAFETY INSTRUCTIONS	3
FRONT PANEL	4
REAR PANEL	5
MOUNTING	6
SPECIFICATIONS	7
PLOT DIAGRAMS	8
WARRANTY INFO	11

### INTRODUCTION

The SM Series is a compact speaker solution suitable for indoor and outdoor surface mount foreground/background applications.

Architecturally designed and pleasing to the eye, the inDESIGN SM Series offers two models in the range – the SM30 and SM50. The SM30 and SM50 speakers operate on 70V/100V with multitaps or low impedance (8ohms). The products are weather rated to IP65 and include install-friendly mounting brackets. Both models are available in black and white colour options and are sold in pairs. The SM Series is an excellent choice for a variety of applications including hospitality, educational facilities, retail stores, clubs, pubs, and anywhere where quality foreground/background (and/or paging) speaker products are required.

## Electrical and Safety Warnings

### CAUTION

THESE SERVICE INSTRUCTIONS ARE FOR USE BY QUALIFIED SERVICE PERSONNEL ONLY. TO REDUCE THE RISK OF ELECTRIC SHOCK DO NOT PERFORM ANY SERVICING OTHER THAN THAT CONTAINED IN THE OPERATING INSTRUCTIONS UNLESS YOU ARE QUALIFIED TO DO SO.



The lightning flash with arrowhead symbol, with an equilateral triangle, is intended to alert the user to the presence of un-insulated "dangerous voltage" within the products enclosure that may be of sufficient magnitude to constitute a risk of electric shock to persons.

#### CAUTION

**RISK OF ELECTRIC SHOCK  
DO NOT OPEN**




**WARNING:** TO REDUCE THE RISK OF ELECTRIC SHOCK, DO NOT REMOVE COVER (OR BACK). NO USER SERVICEABLE PARTS INSIDE. REFER SERVICING TO QUALIFIED SERVICE PERSONNEL.

**WARNING:** TO REDUCE THE RISK OF FIRE OR ELECTRICAL SHOCK, DO NOT EXPOSE THIS APPLIANCE TO RAIN OR MOISTURE.



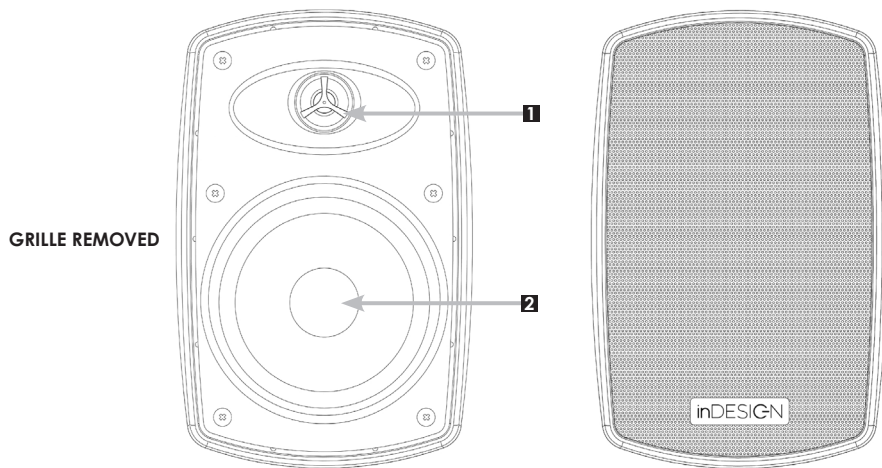
The exclamation point within an equilateral triangle is intended to alert the user to the presence of important operating and maintenance (servicing) instructions in the literature accompanying the appliance.

**IMPORTANT SAFETY INSTRUCTIONS**

1. Read these instructions.
2. Keep these instructions.
3. Heed all warnings.
4. Follow all instructions.
5. To prevent injury please refer to these instructions for electrical and safety information before installing or operating the apparatus.
6. No naked flame sources such as lighted candles should be placed on the apparatus.
7. Operation of this apparatus is recommended for moderate climates only.
8. This apparatus must not be exposed to dripping or splashing liquid.  
No object filled with liquid, such as a vase, should be placed on the apparatus.
9. Clean only with a dry cloth.
10. Do not block any of the ventilation openings. Install in accordance with the manufacturer's instructions.
11. Do not install near any heat sources such as radiators, heaters, stoves, or other apparatuses (including amplifiers) that produce heat.
12. Unplug this apparatus during lightening storms or when not in use for long periods of time.
13.  Protective Earthing Terminal:  
The apparatus should be connected to a mains socket outlet with a protective earthing connection.
14. The mains plug/appliance coupler is used as a disconnect device, the disconnect device shall remain readily operable.
15. When not in use and during transportation, please take care of the power cord set, for example, tie up the power cord set with a cable tie/something similar. It should be kept away from sharp edges and the like that can cause abrasion of the power cord set. When put into use again, check that the power cord set is not damaged. If any damage is found, have the unit checked by a qualified service person to replace the power cord set specified by the manufacturer.
16. The terminals marked with symbol of " " may be of sufficient magnitude to constitute a risk of electric shock. The external wiring connected to the terminals requires installation by a qualified service person or the use of ready-made leads or cords.
17. Only use attachments/accessories specified by the manufacturer.
18. Check speaker line load prior to connecting to amplifier using an impedance meter.
19. Refer all servicing to qualified service personnel. Servicing is required if the apparatus has been damaged in any way, such as power-supply cord or plug breakage, damage due to liquid or objects falling onto the apparatus, exposure to rain or moisture, or if the apparatus does not operate normally, or has been dropped.
20.  Correct Disposal of this Product:  
This marking indicates that this product should not be disposed of with other household wastes. To prevent possible harm to the environment or human health from uncontrolled waste disposal, recycle it responsibly to promote the sustainable reuse of material resources. To return your used device, please use the return and collection systems or contact the retailer where the product was purchased. They can take this product for environmental-safe recycling.

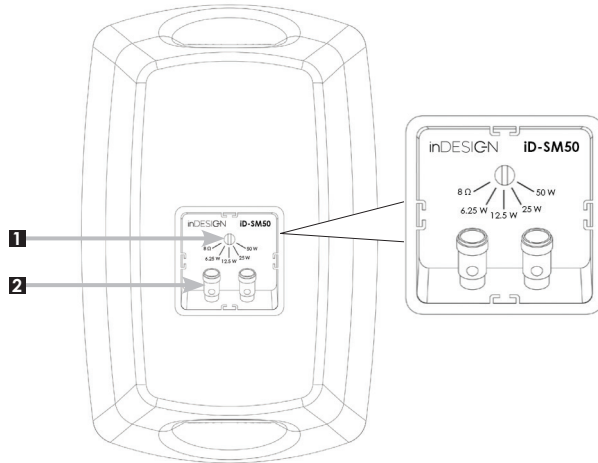
**WARNING:** There are no user serviceable parts inside. Refer all servicing to qualified service personnel.

## FRONT PANEL



1. 1.0" (25mm) Piezo Tweeter
2. 6.5" (165mm) Driver

## REAR PANEL



### 1. Tapping Selector Switch

This switch allows user to choose a suitable wattage setting for the speaker.

70V, 100V and 8 ohm tapping options are provided. Follow the product label for the appropriate setting.

**Note:** For 100V or 70V operation, follow the table below:

100V 50 Watts	70V 25 Watts
100V 25 Watts	70V 12.5 Watts
100V 12.5 Watts	70V 6.25 Watts
100V 6.25 Watts	70V 3.12 Watts

### 2. Speaker Termination

Terminate your speaker cable to the colour coded spring terminals. Take care when connecting multiple speakers on the same circuit that they are all connected in the same polarity.

Red Terminal = positive (+)

Black Terminal = negative (-)

## MOUNTING

When mounting SM50 speakers the following safety issues must be considered.

The mounting of a permanently installed speaker may be dangerous unless undertaken by a **qualified professional with relevant experience**.

Walls and mounting surfaces must be capable of supporting the speaker and bracket in a safe and secure manner.

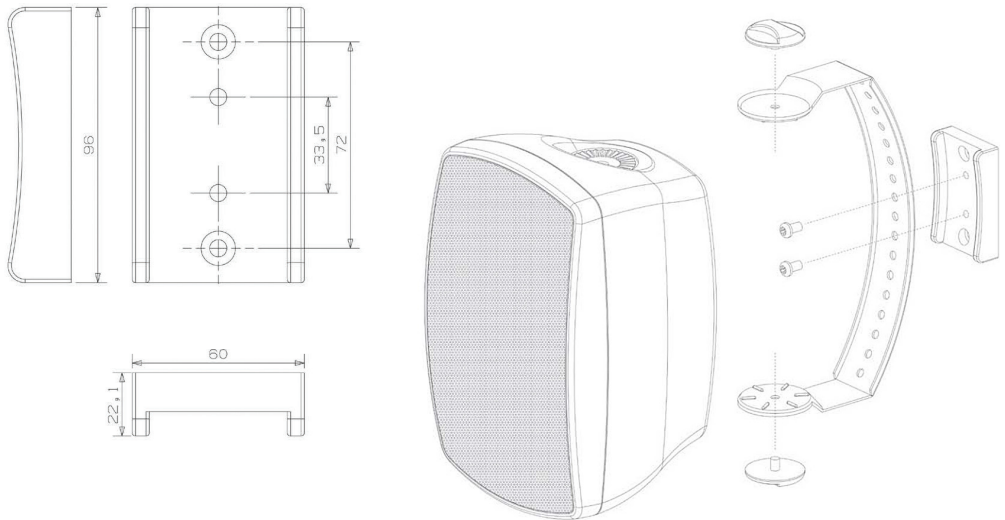
All fixings must be safely attached to the speaker cabinet and the mounting surface.

All fixings must be installed in accordance with the manufacturer's instructions and specifications.

### Mounting Brackets

The SM50 speakers are supplied with vertical wall mount U-brackets. The brackets allow users both pan and tilt to position the speaker correctly.

Slots for mounting the brackets are spaced 60mm apart. The design of the slots allows for the bracket to be easily mounted and removed. Simply secure the bracket to the wall using suitable fittings but always ensure that they are fit for purpose. Once the bracket is secure, mount the speaker to the bracket at the appropriate tilt angle and connect wiring.

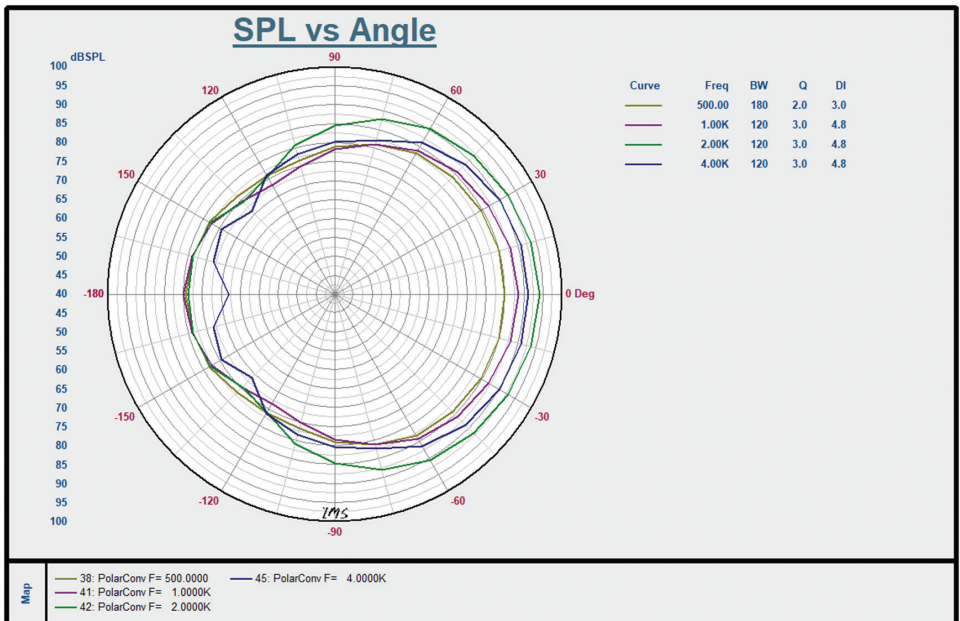
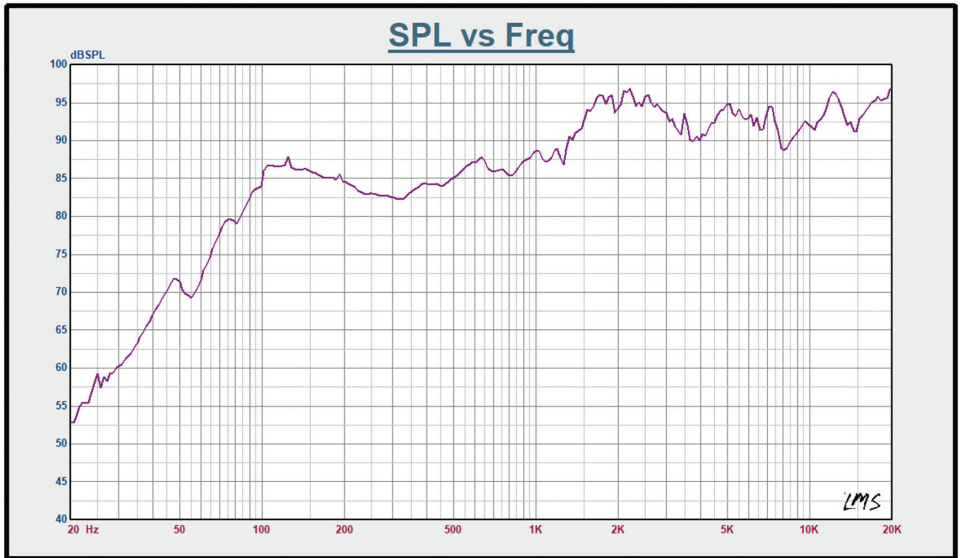


## SPECIFICATIONS

MODEL	SM50
Speaker Drivers	6.5 inch woofer & 1 Inch piezo tweeter
Frequency Response	50-20kHz
Dispersion H x V	60 x 90
Sensitivity 1W/1M	90dB
RMS continuous	107dB
Max SPL	113dB
100V Tappings	50, 25, 12.5, 6.25
70V Tappings	25, 12.5, 6.25, 3.12
8 ohm Bypass	YES
Max Power @ 8 ohms	50 watts RMS
IP Rating	IP65
Speakers Cabinet Material	UV stable ABS
Grille Material	Powdercoated Aluminium
Product Dimensions (W x D x H)	191 x 182 x 304 mm
Shipping Dimensions (W x D x H)	502 x 233 x 329 mm (shipped in pairs)
Shipping Weight	7.3kg

**Disclaimer:** Instructions and specifications are correct at time of printing.

Information within may be subject to change without notice.









**WARRANTY INFORMATION – Terms of Warranty – 5 Years****Consumer Guarantees**

When you purchase a NAS distributed product, you have the peace of mind in knowing that your product is covered by the NAS warranty. The NAS warranty is provided by NAS (National Audio Systems Pty Ltd, ABN 50 085 679 894), 127 Merrindale Drive, Croydon, Victoria 3136, Australia.

The Australian Consumer Law protects consumers by giving them certain guaranteed rights when they buy goods and services. Rights guaranteed under the Australian Consumer Law include;

- The goods are of acceptable quality;
- The goods match their description or any sample or demonstration model;
- The goods are fit for any represented purpose or purpose which the consumer has made known;
- Repairs and spare parts are reasonably available (unless notice has been provided that repairs or spare parts would not be available); and
- The services are carried out with reasonable care and skill and are completed within a reasonable time

These rights are called 'Consumer Guarantees' and apply automatically whenever goods or services are supplied to a consumer. These Consumer Guarantees cannot be refused, changed or limited.

Consumer Guarantees have no set time limit and depending on the price and quality of goods a Consumer may be entitled to a remedy after any manufacturers' or NAS's extended warranty has expired.

The Specific Warranty Table Information outlines the warranty period, warranty type and any specific exclusions for your NAS product. NAS considers the warranty period specified in the Specific Warranty Table to be a reasonable warranty period having regard to the price, design, manufacture and expected use of the product.

**General Warranty ('Warranty')**

NAS products come with guarantees that cannot be excluded under the Australian Consumer Law. You are entitled to a replacement or refund for a major failure or if the goods fail to be of acceptable quality. You are also entitled to have the goods repaired or replaced if the goods fail to be of acceptable quality and failure does not amount to a major failure. What constitutes a major failure is set out in the Australian Consumer Law.

Subject to the terms and conditions set out below, and unless otherwise specified in the Specific Warranty Information for your NAS product, NAS agrees to repair or replace, at NAS's cost, the NAS product purchased by you in Australia or New Zealand from NAS or a NAS authorised reseller when the product does not perform substantially in accordance with the specifications during the warranty period specified in the Specific Warranty Table for your NAS product. NAS makes no other express warranties in respect of your NAS product. To make a claim under this Warranty, valid proof of purchase must be presented when the warranty claim is made, along with any other required information. The Warranty offered by NAS is not transferable.

The Warranty will only apply if your NAS product has been installed and used in accordance with NAS's recommendations as noted in the operating instructions.

## Warranty Exclusions

The Warranty does not cover damage caused by;

- Misuse or abuse of the product by You;
- Incorrect operation or not following the operation instructions (as noted in the operating instructions);
- Improper installation;
- Incorrect or improper maintenance or failure to maintain the product;
- Failure to clean or improper cleaning of the product;
- Incorrect voltage or non-authorised electrical connections;
- Adverse external conditions such as incorrect or fluctuations in electrical voltage, thunderstorm activity, acts of God, acts of terrorism, damage caused by vermin, or any other circumstance beyond NAS's control;
- Exposure to excessive heat, moisture or dampness;
- Exposure to abnormally corrosive conditions;
- Alterations or modifications to the product made by You or a third party; or
- Damage as a result of accident, liquid, grit, impact or lack of proper care as indicated in the operating instructions;
- Damage resulting from the use of cleaning solvents such as acetone

The Warranty does not apply if any serial number or appliance plate on the product has been tampered with, removed or defaced.

The Warranty does not apply if the product has been repossessed under any financial agreement.

The Warranty excludes accessories and consumable goods which have ceased working through normal wear and tear such as, but not limited to, batteries, lamps and other parts classifiable as a consumable part.

**This includes the CD mechanism and laser fitted to the inDESIGN iDCDP-110.**

**These parts carry a 3 month warranty.**

The Warranty does not cover the loss of any data howsoever caused. You shall be responsible for backing up and protecting data against loss, damage or destruction.

Products presented for repair may be replaced by refurbished products of the same type rather than being repaired. Refurbished parts may be used to repair the products. Replacement of the product or a part does not extend or restart the Warranty Term.

The product will be at the owner's risk whilst in transit to and from all NAS authorised service centres, unless transported by NAS or its authorised representatives.

NAS and its authorised service centres may seek reimbursement of any costs incurred by them when the product is found to be in good working order.

The cost of claiming under this warranty, including return of any product to NAS is to be borne by the consumer.

The Warranty excludes removal or reinstallation costs.

**All inDESIGN products come with a 5 year warranty term.**

For further information and warranty claims, refer to our **Support** page at **[www.nas.solutions](http://www.nas.solutions)**